

Environmental Product Declaration



Environmental Product Declaration for straight canoe planter
produced by Maglin Site Furniture at their planter facility in
Woodstock, ON

ADMINISTRATIVE INFORMATION

International Certified Environmental Product Declaration

Declared Product:	This Environmental Product Declaration (EPD) covers straight canoe planter produced by Maglin Site Furniture. Declared unit: 1 straight canoe planter	
Declaration Owner:	Maglin Site Furniture	
	3-468 Innovation Way	
	Woodstock, ON	
	www.maglin.com	
Program Operator:	Labeling Sustainability	
	Address, 11670 W Sunset Blvd.	
	City, State, Los Angeles, CA	
	http://labelingsustainability.com/	
Product Category Rule:	ISO 21930:2017 Sustainability in buildings and civil engineering works – Core rules for environmental product declarations of construction product and services and Sub Product Category Rule for Site Furnishing, CSI MasterFormat, Section 32 33 00	
	PCR Program Operator: Labeling Sustainability	
	PCR review was conducted by: Geoffrey Guest, Ph.D.	
Independent LCA Reviewer and EPD Verifier:	This declaration was independently verified in accordance with ISO 14025:2006	
	Independent verification of the declaration, according to ISO 14025:2006	
	Internal <input type="checkbox"/> External <input checked="" type="checkbox"/>	
	Third Party Verifier Geoffrey Guest, Certified 3rd Party Verifier under Labeling Sustainability Program (www.labelingsustainability.com), CSA Group (www.csaregistries.ca)	
Date of Issue:	08 July 2024	
Period of Validity:	5 years; valid until 08 July 2029	
EPD Number:	0a830662-d08e-47b8-9d52-ac9b0321c22c	



TABLE OF CONTENTS

Administrative Information	1
Company Description	3
Study Goal	3
Description Of Product And Scope	4
Straight Canoe Planter Design Summary	4
Straight Canoe Planter Design Composition	5
A1 Raw Material Recycled Content And Material Losses	6
System Boundaries	7
Cut-Off Criteria	9
Data Sources And Data Quality Assessment	9
Raw Material Transport	9
Electricity	9
Process/Space Heating	9
Fuel Required For Machinery	10
Waste Generation	10
Recovered Energy	10
Recycled/Reused Material/Components	10
Module A1 Material Losses	10
Direct A3 Emissions Accounting	10
A4 Product Transport Requirements	10
A5 Product Installation	10
B Product Use Phase	10
C Product End-Of-Life	10
Data Quality Assessment	15
Completeness	15
Consistency	15
Reproducibility	15
Representativeness	16
Environmental Indicators And Inventory Metrics	16
Total Impact Summary	18
Additional Environmental Info	20
References	21
Iso Standards	21
En Standards	21
Other References	21



COMPANY DESCRIPTION

In 1983 Ian McAskile was inside crafting home furnishings, and the inspiration struck to take his craft outdoors. He knew from extensive experience that the indoors shows you walls. However, the outdoors serves the wonders – and those who want to make their exterior environment stunning and sustainable deserve to work with people with the same passion. Enter Maglin (named after Ian's daughters, Maggie and Lindsay), a site furniture company made to meet the need for contemporary outdoor amenities that are aesthetically pleasing while environmentally friendly. From benches, bollards, bike racks, and receptacles to panels, planters, tables, chairs, custom projects, and more — Maglin Site Furniture strategically configures and thoughtfully customizes adaptable solutions that will enhance any area.

Maglin continues to grow both as a company — offering new and expanding product lines in response to the needs of its clients, but also as a corporate citizen — building social consciousness into its operation; from supporting a variety of charitable causes, facilitating staff dialogue about diversity issues, to reevaluating our manufacturing process to strive for increasingly environmentally kind products.

STUDY GOAL

The intended application of this life cycle assessment (LCA) is to comply with the procedures for creating a Type III environmental product declaration (EPD) and publish the EPD for public review on the website, www.labelingsustainability.com. This level of study is in accordance with EPD Product Category Rule (PCR) for Planter published by Labeling Sustainability (2021) and is a sub-PCR of International Standards Organization (ISO) 21930:2017 Sustainability in buildings and civil works - Core rules for EPDs of construction products and services; International Standards Organization (ISO) 14025:2006 Environmental labels and declarations, Type III environmental declarations-Principles and procedures; ISO 14044:2006 Environmental management, Life cycle assessment- Requirements and guidelines; and ISO 14040:2006 Environmental management, Life cycle assessment-Principles and framework. The performance of this study and its subsequent publishing is in alignment with the business-to-business (B2B) communication requirements for the environmental assessment of building products. The study does not intend to support comparative assertions and is intended to be disclosed to the public.

This project report was commissioned to differentiate Maglin Site Furniture from their competition for the following reasons: generate an advantage for the organization; offer customers information to help them make informed product decisions; improve the environmental performance of Maglin Site Furniture by continuously measuring, controlling and reducing the environmental impacts of their products; help project facilitators working on Leadership in Energy and Environmental Design (LEED) projects achieve their credit goal; and to strengthen Maglin Site Furniture's license to operate in the community. The intended audience for this LCA report is Maglin Site Furniture's employees, their suppliers, project specifiers of their products, architects, and engineers. The EPD report is also available for policy makers, government officials interested in sustainability, academic professors, and LCA professionals. This LCA report does not include product comparisons from other facilities.



DESCRIPTION OF PRODUCT AND SCOPE

Maglin commercial quality outdoor planters allow you to create a garden environment in any urban space. Available in square and rectangular shapes in a variety of designs. Maglin planters can be integrated into seating configurations with our Pixel Collection. Freestanding or surface mounted options are also available.

The functional unit considers an entire product unit.

This LCA assumes the impacts from products manufactured in accordance with the standards outlined in this report. This LCA is a cradle-to-grave study.

STRAIGHT CANOE PLANTER DESIGN SUMMARY

The following tables provide a list of the straight canoe planter products considered in this EPD along with key performance parameters.

Table 1: Declared products with Straight Canoe Planter considered in this environmental product declaration.

Prod #	Unique name/ ID	Short description	Product type	Unit	Density, dry kg/Unit	bio-carbon content, kg C/FU dry basis	product Group	Height (cm)	Length (cm)	Width (cm)
1	Canoe Wood MPL-3300-00005	3ft Straight Canoe Planter with thermally modified ash	Planter	piece	32.41	0.36	Straight Canoe Planter	40	91	46
2	Canoe Wood MPL-3300-00001	3ft Straight Canoe Planter with Ipe	Planter	piece	32.69	0.64	Straight Canoe Planter	40	91	46
3	Canoe Metal MPL-3300-00009	3ft Straight Canoe Planter for outdoor purpose (Metal)	Planter	piece	32.05	0	Straight Canoe Planter	40	91	46
4	Canoe Wood MPL-3300-00006	4ft Straight Canoe Planter with thermally modified ash	Planter	piece	42.37	0.96	Straight Canoe Planter	40	122	46
5	Canoe Wood MPL-3300-00002	4ft Straight Canoe Planter with Ipe	Planter	piece	43.81	2.4	Straight Canoe Planter	40	122	46



6	Caone Metal MPL-3300-00010	4ft Straight Canoe Planter for outdoor purpose (Metal)	Planter	piece	41.41	0	Straight Canoe Planter	40	122	46
7	Canoe Wood MPL-3300-00007	5ft Straight Canoe Planter with thermally modified ash	Planter	piece	52.07	1.21	Straight Canoe Planter	40	152	46
8	Canoe Wood MPL-3300-00003	5ft Straight Canoe Planter with Ipe	Planter	piece	53.88	3.02	Straight Canoe Planter	40	152	46
9	Canoe Metal MPL-3300-00011	5ft Straight Canoe Planter for outdoor purpose (Metal)	Planter	piece	18.57	0	Straight Canoe Planter	40	152	46
10	Canoe Wood MPL-3300-00008	6ft Straight Canoe Planter with thermally modified ash	Planter	piece	32.64	0.73	Straight Canoe Planter	40	183	46
11	Canoe Wood MPL-3300-00004	6ft Straight Canoe Planter with Ipe	Planter	piece	33.73	1.81	Straight Canoe Planter	40	183	46
12	Canoe Metal MPL-3300-00012	6ft Straight Canoe Planter for outdoor purpose (Metal)	Planter	piece	31.91	0	Straight Canoe Planter	40	183	46

STRAIGHT CANOE PLANTER DESIGN COMPOSITION

The following figures provide mass breakdown (kg per functional unit) of the material composition of each planter design considered.



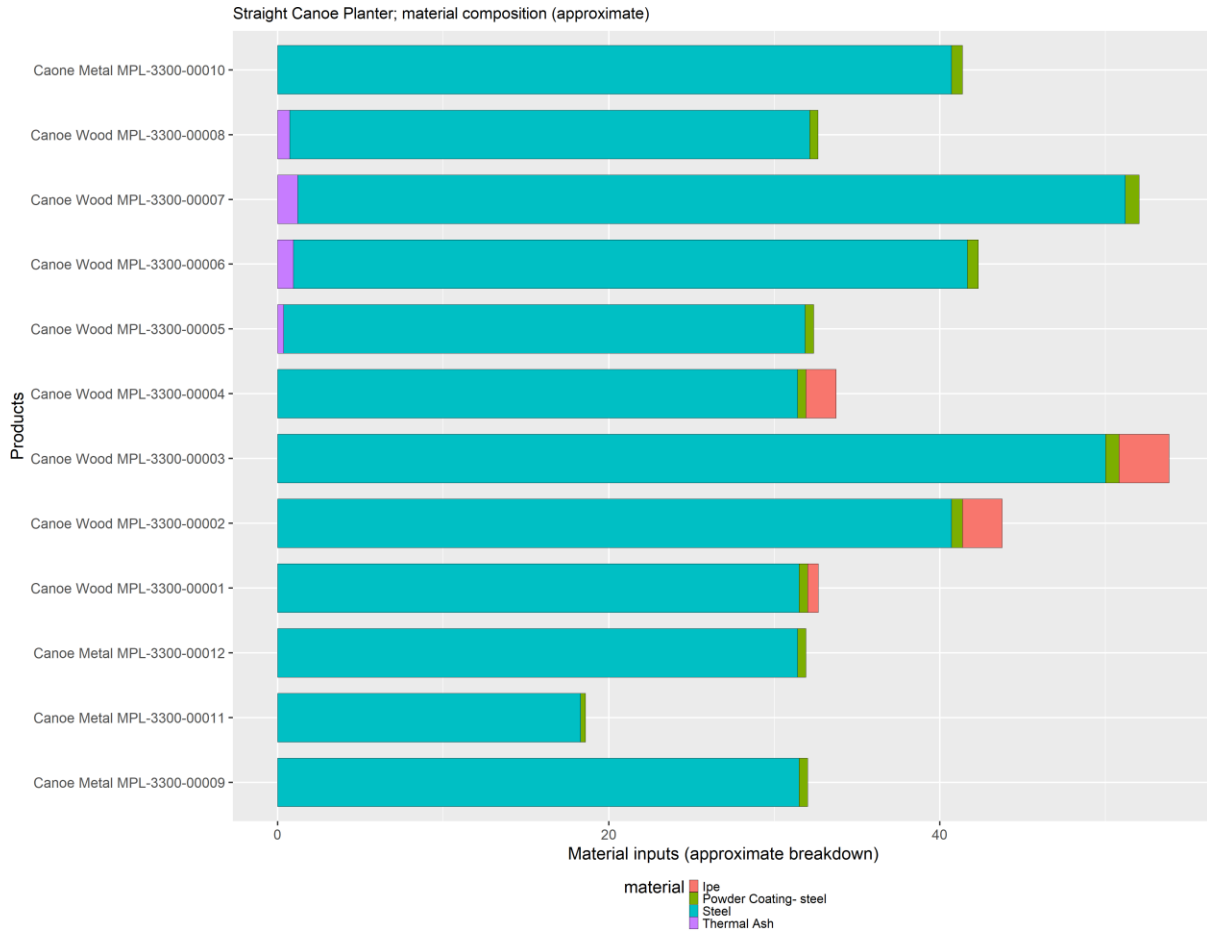


Figure 1: Material composition - Straight Canoe Planter per 1 Planter Pcs

A1 RAW MATERIAL RECYCLED CONTENT AND MATERIAL LOSSES

The following table provides a list of the raw material inputs (module A1) across all products considered, their recyclability content and assumed material losses.

(Table content is blank in the provided image)



Table 2: Module A1 raw material inputs, the recyclability content and assumed material losses (dry basis)

Product.name	Mix.category	Primary.content	Post.industrial.content	Post.consumer.content	Material.losses
Pallet	EUR-flat pallet	0%	0%	100%	2%
Plastic Packaging	packaging film, low density polyethylene	75%	25%	0%	2%
Cardboard packaging	corrugated board box	76%	24%	0%	2%
Recycled steel	steel, low-alloyed	0%	56%	20%	2%

SYSTEM BOUNDARIES

The following figure depicts the cradle-to-grave system boundary considered in this study:

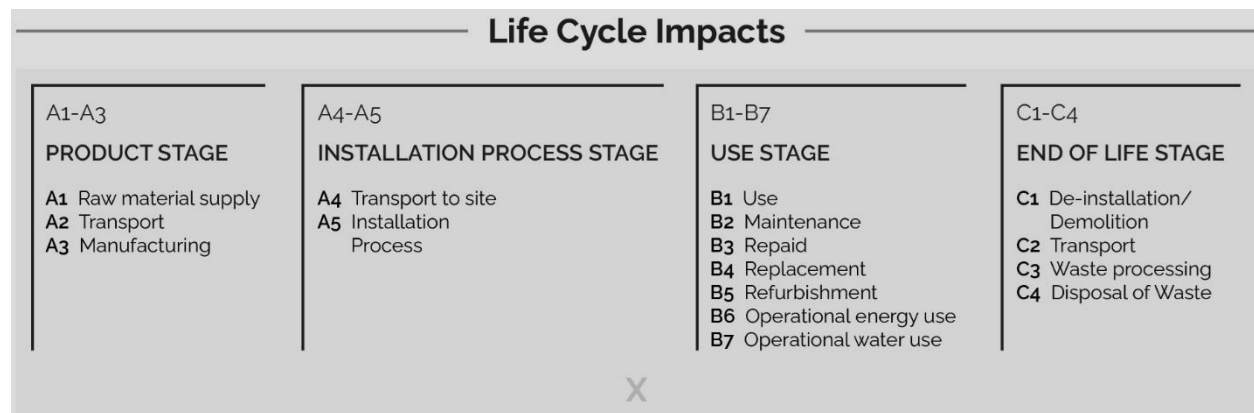


Figure 2: General life cycle phases for consideration in a construction works system

This is a Cradle-to-grave life cycle assessment and the following life cycle stages are included in the study:

- A1: Raw material supply (upstream processes) - Extraction, handling, and processing of the materials used in manufacturing the declared products in this LCA.
- A2: Transportation - Transportation of A1 materials from the supplier to the "gate" of the manufacturing facility (i.e. A3).
- A3: Manufacturing (core processes)- The energy and other utility inputs used to store, move, and manufacture the declared products and to operate the facility.
- A4: Product plant gate-to-site of use logistics
- A5: Product at-site installation requirements
- B: Product use phase requirements and direct emissions (if applicable)
- C: Product end-of-life requirements



As according to the PCR, the following figure illustrates the general activities and input requirements for producing planter products and is not necessarily exhaustive.

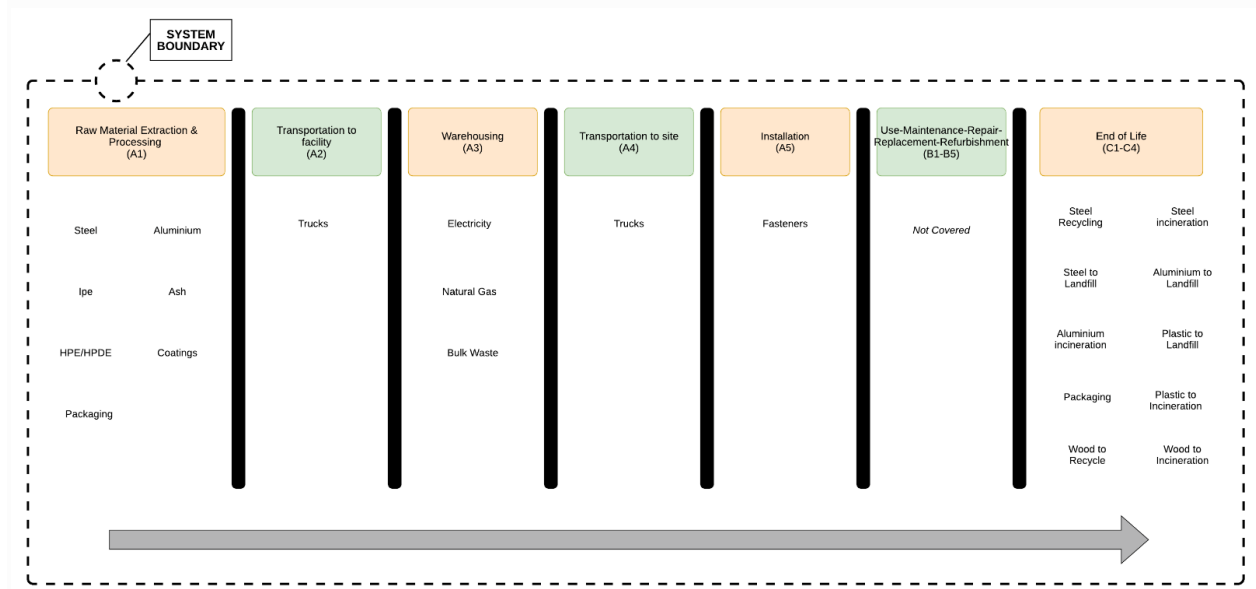


Figure 3: General system inputs considered in the product system and categorized by modules in scope

In addition, as according to the relevant PCR, the following requirements are excluded from this study:

- Production, manufacture and construction of A3 building/capital goods and infrastructure;
- Production and manufacture of steel production equipment, steel delivery vehicles, earth-moving equipment, and laboratory equipment;
- Personnel-related activities (travel, furniture, office supplies);
- Energy use related to company management and sales activities.

For this LCA the manufacturing plant, owned and operated by Maglin Site Furniture, is located at their Planter facility in Ontario. All operating data is formulated using the actual data from Maglin Site Furniture’s plant at the above location, including water, energy consumption and waste generation. All inputs for this system boundary are calculated for the plant.

This life cycle inventory was organized in a spreadsheet and was then input into an RStudio environment where pre-calculated LCIA results for relevant products/activities stemming from the ecoinvent v3.10 database and a local EPD database in combination with primary data from Maglin Site Furniture were utilized. Explanations of the contribution of each data source to this study are outlined in the section ‘Data Sources and Quality’. Further LCI details for each declared product are provided in the sections ‘Detailed LCI tables’ and ‘Transport tables’ of the detailed LCA report. A parameter uncertainty analysis was also performed where key statistical results (e.g. min/mean/max etc.) are provided in the detailed LCA report.

No known flows are deliberately excluded from this EPD.



CUT-OFF CRITERIA

ISO 14044:2006 and the focus PCR requires the LCA model to contain a minimum of 95% of the total inflows (mass and energy) to the upstream and core modules be included in this study. The cut-off criteria were applied to all other processes unless otherwise noted above as follows. A 1% cut-off is considered for all renewable and non-renewable primary energy consumption and the total mass of inputs within a unit process where the total of the neglected inputs does not exceed 5%.

DATA SOURCES AND DATA QUALITY ASSESSMENT

No recovered on-site energy occurs at this facility.

No re-used or recycled material for utilization on-site or off-site was reported at this facility.

The following statements explain how the above facility requirements/generation were derived:

Raw material transport: Maglin does not produce 100% of the materials for their products in-house; they primarily prep and assemble products manufactured by outside vendors. Maglin used engineering drawings to determine the exact parts and weights for each product. The pieces were then further refined by a supplier. When multiple suppliers can manufacture the same part, allocation by purchased percentage during the reference period was used to determine transportation distances and geographical reference data. All raw material inputs are not primary information, and the ecoinvent database was used to model their raw material inputs and manufacturing processes. For example, transportation between suppliers and Maglin was primary information provided by Maglin.

Once Maglin receives the specific part, it is prepped and then transferred to a coating manufacturer. Maglin uses three types of coatings. First, E-Coat is used on steel or aluminum before powder coating. E-Coat is applying a coating with an electrical current onto the material. The process is standard in the automotive industry but can vary for each supplier. Three (3) main stages are typical: Pre-treatment, E-Coat, and Curing. The Pre-treatment stage includes cleaning, pre-treatment, and rinsing. The second stage is E-Coating Process. The final step is Post Rinse and Baking. This wet film process allows the coating to get into interior recesses and cavities (similar to galvanizing), which makes it superior to a Prime base coat in most instances. The result is a flat black finish and is ready to receive the powder coating.

Electricity: Primary electricity consumption was calculated for the Maglin facility from electricity bills for the year 2022. Maglin's utility provider provides monthly usage in kilowatt-hours (kWh) so no conversions were performed. Allotment of utilities was calculated first by determining the product percentage by sales volume. Next, that allotment was then divided by the number of components produced.

Process/space heating: The facility is heated by natural gas. All direct usage, as reported in monthly utility bills, was reported for the year 2022. Natural gas is reported in m³ of usage. The conversion factor used for m³ to MJ to represent the burning of the natural gas was 1 m³ of natural gas= 38.3 MJ of energy. Allotment of utilities was calculated first by determining the product percentage by sales volume. Next, that allotment was then divided by the number of components produced.



Fuel required for machinery: On-site machinery for moving materials uses electricity therefore no additional fuel usage was reported.

Waste generation: All waste was calculated using primary information from Maglin utility bills. Transportation defaults were used because the driver route and ultimate final destination are unknown. Exact mileage could not be confirmed by the waste hauler.

Recovered energy: No on-site energy is recovered on site.

Recycled/reused material/components: No recycling was considered in this study.

Module A1 material losses: Default material losses were used.

Direct A3 emissions accounting: Direct emissions for on-site natural gas heating was based on a representativeecoinvent process.

A4 Product transport requirements: Maglin reported the average customer distance based on direct calculations of distance and amount of umbrellas purchased from purchased orders. For example, the distance of 1,058 km is a representative distance a product is trucked to a customer.

A5 product installation: Maglin provides its clients with installation documents which detail the various methods which could be adopted to install their products.

B product use phase: No use phase material or energy inputs for planters were assumed in this study.

C product end-of-life: To determine end-of-life in this study, it is assumed that 85% of the aluminum components of the planter will be sent to a landfill at the end of its service life and about 15% is incinerated. However, 98% of the aluminum components sent to the incinerator are collected from the bottom ash and then recycled. This assumption has been made based on the Advancing Sustainable Materials Management: 2018 Fact Sheet (US EPA). Similar end-of-life disposal values for wood and plastics were also derived from the Advancing Sustainable Materials Management: 2018 Fact Sheet (US EPA). Maglin has been in business for 40 years; therefore, they do not have direct knowledge of what their customers would do at the end of the estimated service life of 50 years.

The following tables depict a list of assumed life cycle inventory utilized in the LCA modeling to generate the impact results across the life cycle modules in scope. An assessment of the quality of each LCI activities utilized from various sources is also provided.

Table 3: LCI inputs assumed for module A1 (i.e. raw material supply)

Input	LCI Activity	Data Source	Geo	Year	Technology	Time	Geography	Reliability	Completeness
Powder coating steel	powder coating, steel/powder coat, steel/RoW/m ²	ecoinvent v3.10 in 2024	Ontario	2024	2	3	2	3	3
Pallet	EUR-flat pallet production/EUR-flat pallet/RoW/unit	ecoinvent v3.10 in 2024	Ontario	2024	1	3	1	3	3
Cardboard packaging	corrugated board box production/corrugated board box/RoW/kg	ecoinvent v3.10 in 2024	Ohio	2024	1	3	2	3	3
Plastic packaging	packaging film production, low density polyethylene/packaging film, low density polyethylene/RoW/kg	ecoinvent v3.10 in 2024	Multiple Regions	2024	2	3	2	3	3
Primary steel	steel production, converter, low-alloyed/steel, low-alloyed/RoW/kg	ecoinvent v3.10 in 2024	Ontario	2024	2	3	2	3	3
Metal Working, aluminium	metal working, average for aluminium product manufacturing/metal working, average for aluminium product manufacturing/RoW/kg	ecoinvent v3.10 in 2024	Ontario	2024	2	3	2	3	3
Ash	planing, board, hardwood, u=20%/sawnwood, board, hardwood, dried (u=20%), planed/RoW/m ³	ecoinvent v3.10 in 2024	New Brunswick	2024	2	3	2	3	3
Recycled steel	steel production, electric, low-alloyed/steel, low-alloyed/RoW/kg	ecoinvent v3.10 in 2024	Ontario	2024	2	3	2	3	3
Aluminium raw material	aluminium alloy production, AlMg ₃ /aluminium alloy, AlMg ₃ /RoW/kg	ecoinvent v3.10 in 2024	Ontario	2024	2	3	2	3	3



Table 4: LCI inputs assumed for module A2 (i.e. transport of A1 inputs)

Input	LCI Activity	Data Source	Geo	Year	Technology	Time	Geography	Reliability	Completeness
Aluminium raw material- freight transport via Truck	market for transport, freight, lorry >32 metric ton, EURO6/transport, freight, lorry >32 metric ton, EURO6/RoW/tkm	ecoinvent v3.10 in 2024	RoW	2024	2	3	1	3	3
Bulk Waste- freight transport via Truck	market for transport, freight, lorry >32 metric ton, EURO6/transport, freight, lorry >32 metric ton, EURO6/RoW/tkm	ecoinvent v3.10 in 2024	RoW	2024	2	3	1	3	3
Cardboard packaging- freight transport via Truck	market for transport, freight, lorry >32 metric ton, EURO6/transport, freight, lorry >32 metric ton, EURO6/RoW/tkm	ecoinvent v3.10 in 2024	RoW	2024	2	3	1	3	3
Metal Working, aluminium- freight transport via Truck	market for transport, freight, lorry >32 metric ton, EURO6/transport, freight, lorry >32 metric ton, EURO6/RoW/tkm	ecoinvent v3.10 in 2024	RoW	2024	2	3	1	3	3
Plastic Packaging- freight transport via Truck	market for transport, freight, lorry >32 metric ton, EURO6/transport, freight, lorry >32 metric ton, EURO6/RoW/tkm	ecoinvent v3.10 in 2024	RoW	2024	2	3	1	3	3
Primary steel- freight transport via Truck	market for transport, freight, lorry >32 metric ton, EURO6/transport, freight, lorry >32 metric ton, EURO6/RoW/tkm	ecoinvent v3.10 in 2024	RoW	2024	2	3	1	3	3
Recycled steel- freight transport via Truck	market for transport, freight, lorry >32 metric ton, EURO6/transport, freight, lorry >32 metric ton, EURO6/RoW/tkm	ecoinvent v3.10 in 2024	RoW	2024	2	3	1	3	3



Table 5: LCI inputs assumed for module A3

Input	LCI Activity	Data Source	Geo	Year	Technology	Time	Geography	Reliability	Completeness
Bulk Waste	process-specific burdens, inert material landfill/process-specific burdens, inert material landfill/RoW/kg	ecoinvent v3.10 in 2024	Ontario	2024	2	3	2	3	3
Electricity	market for electricity, medium voltage/electricity, medium voltage/CA-ON/kWh	ecoinvent v3.10 in 2024	Ontario	2024	2	3	2	3	3
Natural Gas	market for heat, district or industrial, natural gas/heat, district or industrial, natural gas/RoW/MJ	ecoinvent v3.10 in 2024	Ontario	2024	2	3	2	3	3
Powder Coating, aluminum	powder coating, aluminium sheet/powder coat, aluminium sheet/RoW/m2	ecoinvent v3.10 in 2024	Ontario	2024	2	3	2	3	3

Table 6: LCI inputs assumed across modules A4 to C4 (i.e. from plant gate-to-grave if applicable)

Input	LCI Activity	Data Source	Geo	Year	Technology	Time	Geography	Reliability	Completeness
C3. Cardboard packaging waste	waste to sorting center for recycling	See A3 inputs	Ohio	See A3 inputs	1	A3	2	A3	A3
C2. Cardboard packaging waste-freight transport via Truck	market for transport, freight, lorry >32 metric ton, EURO6/transport, freight, lorry >32 metric ton, EURO6/RoW/tkm	ecoinvent v3.10 in 2024	see corrsp. product input above	2024	2	3	1	3	3
A5. Fasteners	steel production, electric, chromium steel 18/8/steel,	ecoinvent v3.10 in 2024	Multiple Regions	2024	2	3	2	3	3



	chromium steel 18/8/RoW/kg								
A5. Fasteners-freight transport via Truck	market for transport, freight, lorry >32 metric ton, EURO6/transport, freight, lorry >32 metric ton, EURO6/RoW/tkm	ecoinvent v3.10 in 2024	see corrsp. product input above	2024	2	3	1	3	3
C3. Incinerated Waste aluminium components	scrap to sorting center for recycling	See A3 inputs	Ontario	See A3 inputs	1	A3	2	A3	A3
C2. Incinerated Waste aluminium components - freight transport via Truck	market for transport, freight, lorry >32 metric ton, EURO6/transport, freight, lorry >32 metric ton, EURO6/RoW/tkm	ecoinvent v3.10 in 2024	see corrsp. product input above	2024	2	3	1	3	3
C3. Landfill Waste aluminium components	scrap to sorting center for recycling	See A3 inputs	Ontario	See A3 inputs	1	A3	2	A3	A3
C2. Landfill Waste aluminium components - freight transport via Truck	market for transport, freight, lorry >32 metric ton, EURO6/transport, freight, lorry >32 metric ton, EURO6/RoW/tkm	ecoinvent v3.10 in 2024	see corrsp. product input above	2024	2	3	1	3	3
C3. Plastic Packaging waste	waste to sorting center for recycling	See A3 inputs	Multiple Regions	See A3 inputs	1	A3	2	A3	A3
C2. Plastic Packaging waste-freight transport via Truck	market for transport, freight, lorry >32 metric ton, EURO6/transport, freight, lorry >32 metric ton, EURO6/RoW/tkm	ecoinvent v3.10 in 2024	see corrsp. product input above	2024	2	3	1	3	3
A4. Truck Transport	Product-to-site transport requirements	See A4 transport requirements	Ontario	2021-12-07 to 2022-12-02	NA	NA	2	A3	A3
A4. Truck Transport-freight transport via Truck	market for transport, freight, lorry >32 metric ton, EURO6/transport, freight, lorry >32 metric ton, EURO6/RoW/tkm	ecoinvent v3.10 in 2024	see corrsp. product input above	2024	2	3	1	3	3



C3. Waste wood to incinerator	waste to sorting center for recycling	See A3 inputs	Multiple Regions	See A3 inputs	1	A3	1	A3	A3
C2. Waste wood to incinerator-freight transport via Truck	market for transport, freight, lorry >32 metric ton, EURO6/transport, freight, lorry >32 metric ton, EURO6/RoW/tkm	ecoinvent v3.10 in 2024	see corrsp. product input above	2024	2	3	1	3	3
C3. Waste wood to landfill	scrap to sorting center for recycling	See A3 inputs	Multiple Regions	See A3 inputs	1	A3	1	A3	A3
C2. Waste wood to landfill-freight transport via Truck	market for transport, freight, lorry >32 metric ton, EURO6/transport, freight, lorry >32 metric ton, EURO6/RoW/tkm	ecoinvent v3.10 in 2024	see corrsp. product input above	2024	2	3	1	3	3

DATA QUALITY ASSESSMENT

Data quality/variability requirements, as specified in the PCR, are applied. This section describes the achieved data quality relative to the ISO 14044:2006 requirements. Data quality is judged based on its precision (measured, calculated or estimated), completeness (e.g., unreported emissions), consistency (degree of uniformity of the methodology applied within a study serving as a data source) and representativeness (geographical, temporal, and technological).

Precision: Through measurement and calculation, the manufacturers collected and provided primary data on their annual production. For accuracy, the LCA practitioner and 3rd Party Verifier validated the plant gate-to-gate data.

Completeness: All relevant specific processes, including inputs (raw materials, energy and ancillary materials) and outputs (emissions and production volume) were considered and modeled to represent the specified and declared products. The majority of relevant background materials and processes were taken from ecoinvent v3.10 LCI datasets where relatively recent region-specific electricity inputs were utilized. The most relevant EPDs requiring key A1 inputs were also utilized where readily available.

Consistency: To ensure consistency, the same modeling structure across the respective product systems was utilized for all inputs, which consisted of raw material inputs and ancillary material, energy flows, water resource inputs, product and co-products outputs, returned and recovered Planter materials, emissions to air, water and soil, and waste recycling and treatment. The same background LCI datasets from the ecoinvent v3.10 database were used across all product systems. Crosschecks concerning the plausibility of mass and energy flows were continuously conducted. The LCA team conducted mass and energy balances at the plant and selected process level to maintain a high level of consistency.

Reproducibility: Internal reproducibility is possible since the data and the models are stored and available in a machine readable project file for all foreground and background processes, and in Labeling Sustainability's proprietary Planter LCA calculator* for all production facility and product-specific calculations. A considerable level of transparency is provided throughout the detailed LCA



report as the specifications and material quantity make-up for the declared products are presented and key primary and secondary LCI data sources are summarized. The provision of more detailed publicly accessible data to allow full external reproducibility was not possible due to reasons of confidentiality.

*Labeling Sustainability has developed a proprietary tool that allows the calculation of PCR-compliant LCA results for Planter product designs. The tool auto-calculates results by scaling base-unit technosphere inputs (i.e. 1 kg sand, 1 kWh electricity, etc.) to replicate the reference flow conversions that take place in any typical LCA software like openLCA or SimaPro. The tool was tested against several LCAs performed in openLCA and the tool generated identical results to those realized in openLCA across every impact category and inventory metric (where comparisons could be readily made).

Representativeness: The representativeness of the data is summarized as follows.

- Time related coverage of the manufacturing processes' primary collected data from 2021-12-07 to 2022-12-02.
- Upstream (background) LCI data was either the PCR specified default (if applicable) or more appropriate LCI datasets as found in the country-adjusted ecoinvent v3.10 database.
- Geographical coverage for inputs required by the A3 facility(ies) is representative of its region of focus; other upstream and background processes are based on US, North American, or global average data and adjusted to regional electricity mixes when relevant.
- Technological coverage is typical or average and specific to the participating facilities for all primary data.

ENVIRONMENTAL INDICATORS AND INVENTORY METRICS

Per the PCR, this EPD supports the life cycle impact assessment indicators and inventory metrics as listed in the tables below. As specified in the PCR, the most recent US EPA Tool for the Reduction and Assessment of Chemical and Other Environmental Impacts (TRACI), impact categories were utilized as they provide a North American context for the mandatory category indicators to be included in the EPD. Additionally, the PCR requires a set of inventory metrics to be reported with the LCIA indicators (see tables below).

Table 7: Life cycle impact categories and life cycle inventory metrics

ID	LCIA.indicators	Abbreviations	Units
1	Climate change: global warming potential (GWP100)	GWP100	kg CO2-eq
2	Ozone depletion: ozone depletion potential (ODP)	ODP	kg CFC-11-eq
3	Acidification: acidification potential (AP)	AP	kg SO2-eq
4	Eutrophication: eutrophication potential	EP	kg N-eq
5	Smog formation potential	SFP	kg O3-eq
6	Energy resources: non-renewable: abiotic depletion potential (ADP): fossil fuels	ADP _{fossil}	MJ
Inventory metrics			
7	Inventory indicators ISO21930: Cumulative Energy Demand - renewable energy resources	RPRE	MJ



8	Inventory indicators ISO21930: Renewable primary resources with energy content used as material (i.e., PERM)	PRM	MJ
9	Inventory indicators ISO21930: Cumulative Energy Demand - non-renewable energy resources	NRPRE	MJ
10	Inventory indicators ISO21930: Non-renewable primary resources with energy content used as material (i.e., PENRM)	NRPRM	kg
11	Inventory indicators ISO21930: use of secondary material	SM	MJ
12	Inventory indicators ISO21930: use of renewable secondary fuels	RSF	MJ
13	Inventory indicators ISO21930: recovered energy	RE	MJ
14	Inventory indicators ISO21930: use of net fresh water	FW	m3
15	Inventory indicators ISO21930: hazardous waste disposed	HWD	kg
16	Inventory indicators ISO21930: non-hazardous waste disposed	NHWD	kg
17	Inventory indicators ISO21930: high-level radioactive waste disposed	HLRW	kg
18	Inventory indicators ISO21930: intermediate and low-level radioactive waste disposed	ILLRW	kg
19	Inventory indicators ISO21930: materials for recycling	MR	kg
20	Inventory indicators ISO21930: materials for energy recovery	MER	kg
21	Inventory indicators ISO21930: exported energy - electricity	EEel	MJ
22	Inventory indicators ISO21930: exported energy - heat	EEheat	MJ

It should be noted that emerging LCA impact categories and inventory items are still under development and can have high levels of uncertainty that preclude international acceptance pending further development. Use caution when interpreting data in any of the following categories.

- Renewable primary energy resources as energy (fuel);
- Renewable primary resources as material;
- Non-renewable primary resources as energy (fuel);
- Non-renewable primary resources as material;
- Secondary Materials;
- Renewable secondary fuels;
- Non-renewable secondary fuels;
- Recovered energy;
- Abiotic depletion potential for non-fossil mineral resources.
- Land use related impacts, for example on biodiversity and/or soil fertility;
- Toxicological aspects;
- Emissions from land use change [GWP 100 (land-use change)];
- Hazardous waste disposed;
- Non-hazardous waste disposed;
- High-level radioactive waste;
- Intermediate and low-level radioactive waste;



- Components for reuse;
- Materials for recycling;
- Materials for energy recovery;
- Recovered energy exported from the product system

TOTAL IMPACT SUMMARY

The following table reports the total LCA results for each product produced at the given planter facility on a per 1 Planter Pcs basis.

Table 8: Total life cycle (across modules in scope) impact results for Straight Canoe Planter, assuming the geometric mean point values on a per 1 Planter Pcs basis

a) Midpoint Impact Categories:

Indicator/LCI Metric	GWP100	ODP	AP	EP	SFP	ADP _{fossil}
Unit	kg CO ₂ -eq	kg CFC-11-eq	kg SO ₂ -eq	kg N-eq	kg O ₃ -eq	MJ
Minimum	30.9	5.82e-07	0.157	0.125	1.57	461
Maximum	48.5	8.68e-07	0.313	0.202	2.49	700
Mean	39.2	7.15e-07	0.238	0.164	2.01	576
Median	38.4	7.26e-07	0.232	0.164	1.98	572
Canoe Wood MPL-3300-00005	30.9	5.99e-07	0.196	0.125	1.57	461
Canoe Wood MPL-3300-00001	33.3	6.12e-07	0.204	0.136	1.7	484
Canoe Metal MPL-3300-00009	39	6.41e-07	0.225	0.164	1.99	539
Canoe Wood MPL-3300-00006	37.7	7.22e-07	0.247	0.151	1.93	560
Canoe Wood MPL-3300-00002	41	7.41e-07	0.259	0.167	2.1	593
Caone Metal MPL-3300-00010	48	7.74e-07	0.284	0.202	2.45	660
Canoe Wood MPL-3300-00007	44.4	8.44e-07	0.299	0.178	2.27	659
Canoe Wood MPL-3300-00003	48.5	8.68e-07	0.313	0.197	2.49	700
Canoe Metal MPL-3300-00011	31	5.82e-07	0.157	0.141	1.61	477
Canoe Wood MPL-3300-00008	35.3	7.15e-07	0.211	0.152	1.83	558
Canoe Wood MPL-3300-00004	37.8	7.3e-07	0.22	0.164	1.96	584
Canoe Metal MPL-3300-00012	43.3	7.55e-07	0.239	0.191	2.23	635



b) Resource Inventory Metrics:

Indicator/LCI Metric	RPRE	PRM	NRPRE	NRPRM	SM	RSF	RE	FW
Unit	MJ	MJ	MJ	kg	MJ	MJ	MJ	m3
Minimum	58.8	26.5	59.4	70.2	3.8	0.284	0.258	0.244
Maximum	131	51.2	131	114	8.5	0.318	0.386	0.35
Mean	86.4	35.8	86.8	92.1	5.49	0.301	0.322	0.305
Median	79.4	34.4	79.9	92	4.92	0.301	0.32	0.302
Canoe Wood MPL-3300-00005	69.5	31.7	70	70.3	3.8	0.284	0.258	0.296
Canoe Wood MPL-3300-00001	71.9	31.9	72.4	70.3	4.71	0.284	0.272	0.282
Canoe Metal MPL-3300-00009	63.2	26.5	63.9	70.2	6.95	0.284	0.305	0.244
Canoe Wood MPL-3300-00006	95.5	40.2	95.8	84.8	4.45	0.296	0.311	0.323
Canoe Wood MPL-3300-00002	113	46.3	113	84.7	5.61	0.297	0.329	0.305
Caone Metal MPL-3300-00010	70.2	26.5	70.9	84.8	8.5	0.297	0.37	0.254
Canoe Wood MPL-3300-00007	109	43.6	109	99.2	5.09	0.308	0.363	0.349
Canoe Wood MPL-3300-00003	131	51.2	131	99.3	6.52	0.309	0.386	0.327
Canoe Metal MPL-3300-00011	58.8	26.5	59.4	99.3	4.74	0.305	0.273	0.291
Canoe Wood MPL-3300-00008	87	36.9	87.4	114	3.82	0.317	0.313	0.35
Canoe Wood MPL-3300-00004	100	41.5	100	114	4.72	0.318	0.327	0.336
Canoe Metal MPL-3300-00012	68.1	26.5	68.7	114	6.96	0.318	0.359	0.298



c) Waste/output Inventory Metrics:

Indicator/LCI Metric	HWD	NHWD	HLRW	ILLRW	MR	MER	EEel	EEheat
Unit	kg	kg	kg	kg	kg	kg	MJ	MJ
Minimum	3.1	109	0.00114	0.000577	0.269	0.000175	0.147	0.109
Maximum	7.13	229	0.00119	0.000702	0.274	0.00023	0.209	0.174
Mean	4.66	162	0.00117	0.000639	0.272	0.000202	0.178	0.141
Median	4.4	158	0.00116	0.000636	0.272	2e-04	0.18	0.138
Canoe Wood MPL-3300-00005	3.1	109	0.00114	0.000577	0.269	0.000181	0.147	0.109
Canoe Wood MPL-3300-00001	3.82	130	0.00115	0.000591	0.27	0.000185	0.153	0.117
Canoe Metal MPL-3300-00009	5.6	181	0.00116	0.000623	0.272	0.000197	0.166	0.136
Canoe Wood MPL-3300-00006	3.91	136	0.00116	0.000628	0.271	0.000201	0.173	0.135
Canoe Wood MPL-3300-00002	4.85	163	0.00117	0.000647	0.272	0.000208	0.181	0.145
Canoe Metal MPL-3300-00010	7.13	229	0.00119	0.000687	0.274	0.000223	0.198	0.17
Canoe Wood MPL-3300-00007	4.72	164	0.00118	0.000679	0.273	0.000222	0.199	0.161
Canoe Wood MPL-3300-00003	5.87	197	0.00119	0.000702	0.274	0.00023	0.209	0.174
Canoe Metal MPL-3300-00011	3.69	140	0.00114	0.00059	0.27	0.000175	0.156	0.115
Canoe Wood MPL-3300-00008	3.36	133	0.00116	0.000629	0.271	0.000193	0.178	0.132
Canoe Wood MPL-3300-00004	4.08	154	0.00117	0.000643	0.271	0.000198	0.184	0.14
Canoe Metal MPL-3300-00012	5.84	205	0.00118	0.000674	0.273	0.00021	0.197	0.159

ADDITIONAL ENVIRONMENTAL INFO

No regulated substances of very high concern are utilized on site.



REFERENCES

ISO Standards:

- ISO 6707-1: 2014 Buildings and Civil Engineering Works - Vocabulary - Part 1: General Terms
- ISO 14021:1999 Environmental Labels and Declarations - Self-declared Environmental Claims (Type II Environmental Labeling)
- ISO 14025:2006 Environmental Labels and Declarations - Type III Environmental Declarations - Principles and Procedures
- ISO 14040:2006 Environmental Management - Life Cycle Assessment - Principles and Framework
- ISO 14044:2006 Environmental Management - Life Cycle Assessment - Requirements and Guidelines
- ISO 14067:2018 Greenhouse Gases - Carbon Footprint of Products - Requirements and Guidelines for Quantification
- ISO 14050:2009 Environmental Management - Vocabulary
- ISO 21930:2017 Sustainability in Building Construction - Environmental Declaration of Building Products

EN Standards:

- EN 16757 Sustainability of construction works - Environmental product declarations - Product Category Rules for concrete and concrete elements
- EN 15804 Sustainability of construction works - Environmental product declarations -Core rules for the product category of construction products

Other References:

- Labeling Sustainability (2021) ISO 21930:2017 Sustainability in buildings and civil engineering works — Core rules for environmental product declarations of construction products and services and Sub Product Category Rule for Site Furnishings, CSI MasterFormat, Section 32 33 00, <http://labelingsustainability.com/>.
- USGBC LEED v4 for Building Design and Construction, 11 Jan 2019 available at <https://www.usgbc.org/resources/pcr-committee-process-resources-part-b>
- USGBC PCR Committee Process & Resources: Part B, USGBC, 7 July 2017 available at <https://www.usgbc.org/resources/pcr-committee-process-resources-part-b>.
- US EPA (2020) Advancing Sustainable Materials Management: 2018 Fact Sheet, https://www.epa.gov/sites/production/files/2021-01/documents/2018_ff_fact_sheet_dec_2020_fnl_508.pdf

